



1973 - 2023

BOARD OF DIRECTORS MEETING

July 26, 2024

10:00 A.M.

In-Person/ZOOM

AGENDA

Approval of Agenda

Approval of Minutes

June 28, 2024

OLD BUSINESS

NEW BUSINESS

1. Vote on New Slate of Officers
2. Vote on New Board Member-Pam Osborn
3. Vote on New Advisory Council Members-Janelle Segari and Kathy Ray Smith
4. Review 2022-2023 State Monitoring Letter
5. Financial Report

Director's Report
Board Member County Reports
Executive Session

Call to Order

Vote to close part of this meeting pursuant to Section 610.021 of the Revised Statutes of Missouri relating to:

1. Legal actions, causes of action or litigation involving the agency and any confidential or privileged communication between the agency and its representatives and its attorneys.
2. Leasing, purchase, or sale of real estate where public knowledge might adversely affect the amount paid in the transaction.



**BOARD OF DIRECTORS MEETING
June 28, 2024**

A meeting of the Board of Directors of Care Connection for Aging Services was held on June 28, 2024, at the Care Connection conference room. Janelle Segari, Vice-Chairman, called the meeting to order at 10:00 a.m.

Board members present and comprising a quorum were: Terri Bradley, Janelle Segari, Elaine Paxton, Susie Bliss, Judy Stephens, Marti Berlin, and Pam Fidler. Stacey Hutton and Joy Guymon via Zoom.

Board Members Absent: Joe Aull

Staff present: Wendy Martin, Cheryl Munsterman, Angela Scroggins, Rona McNalley, and Stacey Gilkerson.

Guests present: None

AGENDA

A motion was made by Elaine Paxton to approve the agenda, seconded by Susie Bliss. The motion unanimously passed.

MINUTES

A motion was made by Susie Bliss to approve the minutes of May 24, 2024, meeting, seconded by Pam Fidler. The motion unanimously passed.

OLD BUSINESS

NEW BUSINESS

Financials Statements

Cheryl Munsterman reported on the financial reports for April 2024. Copies attached and made a part hereof. Pam Fidler made the motion to accept the financial statements as presented, seconded by Susie Bliss. The motion unanimously passed.

OATS, Inc. Contract

Penny Humphrey reported that District III AAA/dba/Care Connection for Aging Services contract with OATS, Inc. to provide transportation services both locally and regionally to our counties that are in their service area. This contract is due to be renewed. Penny Humphrey stated that the bid was received and reviewed.

The budget was over from the previous contract. Due to budget reasons, it was proposed that OATS would restrict shopping days to Tuesday, Wednesday and Thursdays/ per person. Clients would have full access to OATS transportation to Senior Centers, medical and essential business 5 days a week. An increase was made per area/per unit. (See attached). This will be the third-year extension period and would begin July 1, 2024, to June 30TH 2025. Copies attached and made a part hereof. A motion was made by Pam Fidler to accept the contract with OATS, Inc., seconded by Janelle Segari. The motion unanimously passed.

New Growth Transit Contract

Penny Humphrey reported that the agency has been receiving transportation services from New Growth Transportation. The contract is due to be renewed. This company recruits volunteer drivers and schedule trips to medical appointments (only) as needed at the cost of \$2.00 per mile. Penny recommends continuing the use of this program for another year. A motion was made by Pam Fidler to accept the recommendation, seconded by Janelle Segari. The motion unanimously passed.

In-Home Contract

Wendy Martin reported contracts for in-home providers are due. The agency has maintained contracts with the following in-home providers: Advantage In-Home Care, Applewood Lane, At Home Independence Quality In-home Care, Elara Carling, Four Seasons, Healthline In-Home Care. Premier Home Health will not renew their contract with our agency. A motion was made by Elaine Paxton to accept the In-Home Care contracts, seconded by Pam Fidler. The motion unanimously passed.

Legal Contract

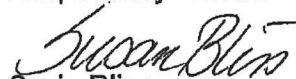
Rona McNalley reported that the legal services contracts need to be renewed for FY'2025. Contracts are with Legal Aid of Southwest Missouri- \$75.00/unit for a total of \$500 for services in Cedar County and with Legal Aid of Western Missouri- \$44.00/unit for a total of \$5000.00 for services in all counties except Chariton County. Rona recommended to renew both Legal Aid of Southwest Missouri and Legal Aid of Western Missouri. A motion was made to approve the Legal Contracts by Susie Bliss, seconded by Pam Fidler. The motion unanimously passed.


Director's Report

Wendy Martin reported on several items.

A motion was made by Janelle Segari to adjourn the regular meeting at 11:45 A.M., seconded by Susie Bliss. The motion unanimously passed.

Respectfully submitted by:


Susie Bliss
Secretary

Assisted by:

Angela Scroggins
Office Manager

CARE CONNECTION FOR AGING SERVICES
CONSOLIDATED BALANCE SHEET
PERIOD ENDING 5/31/2024

Assets

Cash	\$5,183,758
Acct. Receivable	\$1,701,212
Inventory	\$68,469
Prepays	<u>\$83,298</u>
TOTAL ASSETS	<u><u>\$7,036,737</u></u>

Liabilities and Net Assets

Accounts Payable	\$412,384
Advance	\$4,974
Accrued Payroll Expenses	\$246,391
Accrued Other Expenses	\$0
TOTAL LIABILITIES	<u>\$663,749</u>
Unrestricted Net Assets	\$5,916,206
Restricted Assets-Temporarily	\$3
Revenues Over (Under) Expenditures	<u>\$456,778</u>
TOTAL NET ASSETS	<u><u>\$6,372,987</u></u>
TOTAL LIABILITIES AND NET ASSETS	<u><u>\$7,036,736</u></u>

**Care Connection for Aging Services
Revenue/Expenditure Summary
Month Ending 5/31/2024**

	Curr. Month Actual	Curr. Month Budgeted	Variance Bdg-Actual	YTD Actual	YTD Budgeted	Variance Bdg-Actual	Target Budget	YTD Actual 5/31 SFY23	Change from SFY23 YTD
Grant Revenue	\$370,995	\$429,314	(\$58,319)	\$4,639,138	\$4,722,449	(\$83,311)	\$5,151,762	\$4,895,898	(\$256,760)
Program Income	60,480	49,902	10,578	588,949	548,919	40,030	598,821	579,774	9,175
Contracted Services	17,154	6,938	10,216	65,779	76,313	(10,534)	83,251	86,345	(20,566)
Special Events	45,596	40,097	5,499	365,137	441,064	(75,927)	481,161	302,631	62,506
Contributions	25,658	29,679	(4,021)	300,593	326,468	(25,875)	356,147	309,003	(8,410)
Interest Income	423	93	330	5,849	1,022	4,827	1,115	1,230	4,619
Other Revenue Sources	361,402	206,664	154,738	1,659,138	2,273,303	(614,165)	2,479,967	1,242,558	416,580
In-Kind	84,825	100,886	(16,061)	1,078,594	1,109,744	(31,150)	1,210,630	977,006	101,588
TOTAL REVENUE	\$966,533	\$863,573	\$102,960	\$8,703,177	\$9,499,282	(\$796,105)	\$10,362,854	\$8,394,445	\$308,732

	Curr. Month Actual	Curr. Month Budgeted	Variance Bdg-Actual	YTD Actual	YTD Budgeted	Variance Bdg-Actual	Target Budget	YTD Actual 5/31 SFY23	Change from SFY23 YTD
Personnel & Fringe	\$319,426	\$390,333	\$70,907	3,475,152	\$4,293,664	\$818,512	\$4,683,997	3,580,751	(\$105,599)
Travel	13,200	14,416	1,216	127,779	158,572	30,793	172,988	106,716	21,063
Building/Utilities/Phone	58,871	57,443	(1,428)	597,694	631,873	34,179	689,316	562,713	34,981
Printing/Supplies/Office	16,877	141,741	124,864	141,741	219,761	78,020	239,739	91,333	50,408
Equipment & Professional Fees	126,105	61,921	(64,184)	578,879	681,134	102,255	743,055	462,164	116,715
Raw Food	118,643	84,381	(34,262)	955,758	928,188	(27,570)	1,012,569	1,040,859	(85,101)
Food Service Supplies	7,892	7,343	(549)	69,337	80,768	11,431	88,111	74,478	(5,141)
Home Delivered Meal Costs	25,746	17,278	(8,468)	195,623	190,060	(5,563)	207,338	204,966	(9,343)
Other Costs	45,678	38,047	(7,631)	344,977	418,516	73,539	456,563	291,828	53,149
Contractual-Outside Provider	158,148	64,924	(93,224)	680,864	714,168	33,304	779,092	500,569	180,295
In-Kind	84,825	101,512	16,687	1,078,594	1,116,635	38,041	1,218,147	977,006	101,588
TOTAL EXPENDITURE	\$975,411	\$979,339	\$3,928	\$8,246,398	\$9,433,339	\$1,186,941	\$10,290,915	\$7,893,383	\$353,015
Rev. over (Under) Expenditures	(\$8,878)	(\$115,766)	\$106,888	\$456,779	\$65,943	\$390,836	\$71,939	\$501,062	(\$44,283)

Wage Exp overage +450,760
PAR/CV/NGT overage +8,000
Cong Misc Expense overage +10,000
HDM Misc Expense overage +35,000

More Realistic Gain/Loss Expected 575,699

HOME

Consolidated Totals Actual Per Meal Breakdown FY 2024							
	Cong Program Income	HDM Program Income	Raw Food	Cooks' Wages	Meal Supplies	HDM Packaging	HDM Delivery
Budget	4.12	0.82	2.25	2.62	0.12	0.45	0.35
July	4.46	0.91	2.45	1.59	0.07	0.54	0.34
August	4.66	0.98	2.49	2.31	0.11	0.54	0.41
September	4.39	0.96	2.40	2.71	0.07	0.42	0.46
October	4.42	1.08	2.48	2.34	0.10	0.42	0.41
November	4.61	0.94	2.15	2.43	0.12	0.48	0.43
December	4.74	0.94	2.50	2.46	0.13	0.54	0.38
January	4.81	0.88	2.57	2.33	0.06	0.49	0.37
February	4.45	0.90	2.84	2.57	0.10	0.47	0.38
March	4.61	0.99	2.05	2.44	0.07	0.41	0.36
April	4.82	0.87	2.37	2.36	0.11	0.38	0.33
May	4.59	1.02	3.17	2.15	0.10	0.69	0.41
June							
YTD Average	4.59	0.95	2.50	2.33	0.10	0.49	0.39

Consolidated Totals Units - Budget Vs. Actual				
	Cong Program Units	HDM Program Units	Medicaid Units	Total Units
Budget	8677	15910	13786	38373
July	7873	13508	12728	34109
August	8917	15448	12879	37244
September	7751	13475	11748	32974
October	8877	16100	12268	37245
November	7961	15598	11643	35202
December	7429	15136	12020	34585
January	6944	15564	11903	34411
February	8456	15901	11513	35870
March	8508	16039	12298	36845
April	8503	16385	12148	37036
May	9015	17251	12265	38531
June	0	0	0	0
YTD Average	8203	15491	12128	35823



Missouri Department of Health and Senior Services

P.O. Box 570, Jefferson City, MO 65102-0570 Phone: 573-751-6400 FAX: 573-751-6010
RELAY MISSOURI for Hearing and Speech Impaired and Voice dial: 711



Paula F. Nickelson
Director

Michael L. Parson
Governor

SFY2023 Monitoring Report

Area Agency on Aging (AAA)	Care Connection for Aging Services
Date of In-Person Monitoring	May 7, 2024
Division of Senior and Disability Services (DSDS) Reviewers	Bureau Chief Mindy Ulstad; Senior Program Specialists Jordanna McLeod, Christina Scott, and Kristin Davis; and Fiscal Unit staff Becky Harris and Mariam Ahmedbani
AAA Staff Involved	Wendy Martin, Teresa Etters, Rona McNally, Eric Messer, Chris McCune, Christina Kanack, Melanie Foster, Angela Scroggins, Penny Humphrey, Shannon Poskocil, Marilyn Gunter, and Cheryl Munsterman

Purpose of the Review

Per the requirements of the Older Americans Act (OAA) Section 306(a)(13)(E), “the area agency on aging will—on the request of the Assistant Secretary or the State, for the purpose of monitoring compliance with this Act (including conducting an audit), disclose all sources and expenditures of funds such agency receives or expends to provide services to older individuals.”

Per the requirements of 2 CFR 200.329(a) Monitoring and reporting program performance, “The non-Federal entity is responsible for oversight of the operations of the Federal award supported activities. The non-Federal entity must monitor its activities under Federal awards to assure compliance with applicable Federal requirements and performance expectations are being achieved. Monitoring by the non-Federal entity must cover each program, function or activity.”

RSMo 192.2025(3) states, “The department shall conduct on-site monitoring of each area agency on aging at least once a year. The department shall send all monitoring reports to the area agency on aging advisory council and the board of directors for the area agency which is the subject of the reports.”

Department of Health and Senior Services Fiscal Assistance and Subrecipient Monitoring Policy 4.3A states, “The Department of Health and Senior Services (DHSS) requires monitoring of subrecipients to ensure federal awards and other funding sources are used in compliance with laws, rules and regulations, and that performance goals are achieved.”

Period Under Review

Title III Services and Expenditures: July 1, 2022, through June 30, 2023 (Title III B, C, D, E)

State Plan: 2020-2023

Area Plan: July 1, 2022, through June 30, 2023

www.health.mo.gov

Healthy Missourians for life.

The Missouri Department of Health and Senior Services will be the leader in promoting, protecting and partnering for health.

AN EQUAL OPPORTUNITY / AFFIRMATIVE ACTION EMPLOYER: Services provided on a nondiscriminatory basis.

Summary

Care Connection provides quality programs and services to participants in its planning and services area (PSA). Care Connection provided all documentation requested by DSDS for SFY2023 monitoring. DSDS noted that Cole Camp Senior Center did not have a fire inspection during SFY2023. Care Connection is working with the senior center to help the get a fire inspection scheduled. DSDS noted that the SFY23 contract service rate needed to be corrected on Form III.2 Service Contractors in the Area Plan. Care Connection will work to keep this Area Plan Form updated in the future. Care Connection used direct and contracted service delivery methods to provide services in its PSA during SFY2023.

Transportation (Title III B)

In SFY2023, Care Connection provided access to transportation in its 13-county PSA through contracts with OATS, Inc. and New Growth Transit, LLC. Care Connection offered a Provide-A-Ride program where vetted volunteer drivers provided rides scheduled through Care Connection. Care Connection also offered a consumer-directed model for transportation. In SFY2023, only one individual utilized the consumer-directed model, choosing her own driver and submitting documentation of rides for reimbursement.

Care Connection provided a copy of the contract, supporting documents, and associated monitoring forms for OATS, Inc., as requested. The contract and monitoring met all general and transportation requirements.

Information and Assistance (Title III B)

In SFY2023, DSDS approved a waiver request from Care Connection to provide information and assistance directly in its 13-county PSA. Care Connection information and assistance services were shared in several ways: through agency brochures, county resource directories, news articles, the Care Connection website, and through care managers who work personally with individuals. All care managers employed by Care Connection for more than one year are Inform USA certified.

Care Connection provided all requested documents for information and assistance. The documents met all requirements.

In-Home Services (Title III B)

In SFY2023, Care Connection provided access to homemaker, personal care, and respite services in its 13-county PSA through contracts with Applewood Lane, At Home Independence Quality Home Care, Elara Caring, Four Seasons, Healthline In-Home Care, On My Own, and Premier Home Care. Care Connection reported fewer options for in-home care providers in the northern part of its PSA. In SFY2023, there was not a waiting list for in-home services. However, as the number of individuals needing the service increases and the number of direct care workers decreases, Care Connection is currently developing a policy and procedure for prioritizing participants on a waitlist.

As requested, Care Connection provided a copy of the contract, supporting documents, and associated monitoring forms for Elara Caring. The contract and monitoring met all general requirements.

Legal Assistance (Title III B)

In SFY2023, Care Connection provided access to legal assistance in its 13-county PSA through contracts with Legal Aid of Western Missouri (LAWMO) and Legal Services of Southern Missouri (LSSM). During SFY2023, legal assistance related to housing was the most frequently provided type of assistance. This type of legal assistance includes responding to evictions and foreclosures. Care Connection explained that LAWMO provides multiple reports, demonstrating the services that LAWMO provides. Care Connection is working with LAWMO to see if there is a way to consolidate some reports and decrease LAWMO's reporting burden.

Care Connection provided a copy of the contract, supporting documents, and associated monitoring forms for LAWMO, as requested. The contract and monitoring met all general and legal assistance requirements.

Nutrition Services (Title III C)

In SFY2023, DSDS approved a waiver request from Care Connection to provide nutrition services directly in its 13-county PSA through 14 directly operated senior centers. Care Connection reported providing nutrition services to more participants in SFY2023 than SFY2022.

Care Connection provided all requested documentation for Cole Camp Senior Center. Documents provided by Care Connection did not demonstrate compliance with the following requirement:

- Fire inspections shall be conducted annually at all centers by state or local fire authorities.¹ Cole Camp did not have an annual fire inspection during SFY2023. The last fire inspection was completed on April 25, 2022. Cole Camp Senior Center is working with Care Connection staff to get a fire inspection completed.

Highest Level Evidence-Based Programs (Title III D)

In SFY2023, DSDS approved a waiver request from Care Connection to provide evidence-based disease prevention and health promotion programs directly in its 13-county PSA. Care Connection provided access to A Matter of Balance, Mind over Matter, Aging Mastery Program, Enhance Fitness, Tai Chi for Arthritis, and Bingocize through OAA Title III D funding. Care Connection provided access to Chronic Disease Self-Management, Chronic Pain Self-Management, Diabetes Self-Management, and Walk with Ease through an additional grant. Care Connection said it is struggling to find volunteers. When Care Connection has trained volunteers or staff available, it dedicates funding to reimburse for mileage to increase the number of in-person classes offered. Care Connection continues to offer virtual options as well. These virtual classes provide opportunities for participants who cannot or will not go to the center. Care Connection has also started offering Bingo after informational evidence-based classes to entice participants to keep returning to learn valuable health information.

Care Connection provided all requested documents for evidence-based programs provided in October. The documents met all requirements.

¹ 19 CRS 15-7.010(5)(D)

National Family Caregiver (Title III E)

In SFY2023, Care Connection provided access to Title III E National Family Caregiver Support Program respite services in its 13-county PSA through contracts with Applewood Lane, At Home Independence Quality Home Care, Elara Caring, Four Seasons, Healthline In-Home Care, On My Own, and Premier Home Health Care. Additionally, Care Connection provided direct (with approved waiver) access to caregiver services, including training, case management, public information and education, information and assistance, and supplemental services.

Care Connection continues to offer a variety of services across the caregiver spectrum. Volunteers are utilized to conduct local caregiver support groups. Kinship caregivers are primarily reached through school counselors and others within the school system. Developing and maintaining contacts within the school districts with continued turnover can be challenging, but the grandfamily program continues to be successful. Care Connection stated that getting caregivers to attend training and educational opportunities has been difficult. It was also noted that people are not currently fully utilizing respite services available. Technical assistance was provided suggesting some methods for increasing participation and expanding programs, including those that have been successful for other area agencies on aging. Care Connection intends to explore additional options and expand service offerings in the future.

Care Connection provided a copy of the contract, supporting documents, and associated monitoring forms for Applewood Lane, as requested. The contract and monitoring met all requirements.

Advisory Council and AAA Board of Directors

Care Connection provided the requested documentation for the Board of Directors and Advisory Council. The submitted documentation indicated that both entities reviewed and approved the Area Plan.

Area Plan Review

Care Connection submitted its first SFY2023 Area Plan document on February 15, 2022, which met the statutory date of March 1, as required in RSMo 192.2025. Care Connection submitted its final revised Area Plan document on May 27, 2022.

General Requirements for All Service Providers

Care Connection did not provide all requested documentation to demonstrate compliance with the American with Disabilities Act, a policy for closing the AAA office for holidays, or a policy and procedure for assessing a contractor's risk. However, Care Connection explained that it will work on creating these policies before SFY2024 monitoring.

Financial Monitoring

Each month, Care Connection submits a Monthly Service and Expenditure Report (MSER) outlining the units of service provided, the number of persons served, and the expenditures by funding source for all programs/services provided by the agency. Care Connection then provides Detail Expenditure Reports on a quarterly basis, showing the budget line-item details of the expenditures for all programs/services provided by the agency. During monitoring, DSIDS reviewed the August 2022 and March 2023 MSERs and the quarterly Detail Expenditure Report for the quarter that ended June 30, 2023.

- MSER
 - The check register was obtained for the two months selected. A random sample of 40 total transactions was then selected from the check registers for review. Items were selected among the expenditure categories Administration, Transportation, Supportive Services, Nutrition (both Congregate and Home Delivered Meals), Ombudsman, and Payroll.
 - Expenditures were reviewed for reasonableness, supporting documentation for the payment, mathematical accuracy of the invoices, agreement of the transaction amount to the invoice, expenditure complied with the bidding requirement (if applicable), payment request reviewed for compliance, accuracy, and approval.
 - During the review, DSDS noted that the SFY23 contract service rate was incorrect on Form III.2 Service Contractors in the Area Plan. DSDS encouraged Care Connection to update Form III.2 Service Contract periodically.
 - During the review, it was noted that controls are in place concerning the review of invoices and supporting documentation being received; payment requests were reviewed and approved.
 - No control weaknesses were noted.

- Detail Expenditure Report
 - Three months of expenditure information was obtained from the Income Statement/Total Activity Summary and Total Program Summary Quarterly Unit Reports by Service for the quarter.
 - All of the expenditures and units of service were traced to these reports.
 - No problems were noted.

Minimum spending requirements for Title III part B (42 US Code 3026(a) (2) and Matching funds (42 US Code 3029(b)) requirements were met for the period reviewed. No problems were noted.

ELDER ABUSE PREVENTION

15t

Missouri Direct Adult Protective Services (MODAPS) Initiative Missouri Association of Area Agencies on Aging

CONTACT:

Julie Peetz
Executive Director

Missouri Association of Area Agencies on Aging

2027 Christy Dr.
Jefferson City, MO 65101
314.620.4585
jpeetz@ma4web.org

The Missouri Direct Adult Protective Services (MODAPS) Initiative is an innovative partnership between Missouri's 10 Area Agencies on Aging and Adult Protective Services (APS) that adds community-based supportive services to emergency interventions to improve the health, wellness and safety of eligible adults referred to the APS hotline for abuse or neglect. Through this project, AAAs have expanded their reach to elderly and disabled Missourians previously unaware of AAA services.

A cloud-based social referral platform enables APS and AAA partners to leverage their respective expertise and resources, closing the loop on social care referrals between more than 250 APS staff in eight regions and more than 150 AAA staff in 10 regions, covering all of Missouri's 115 counties. The most common interventions are home modifications, environmental cleanup, pest control, consumable supplies, emergency assistance and housing assistance.



Budget:
The State of Missouri allocated \$1.1 million to support the statewide partnership. Funds were allocated across the 10 AAAs in proportion to the number of referrals to each region, and \$50,000 was allocated to establish a social referral hub to connect more than 400 AAA and APS staff and community partners. AAAs were reimbursed for case management time and services. The average cost of interventions is about \$2,500 per eligible adult.

Accomplishments:
To date, 95 percent of clients report a high level of satisfaction with assistance provided; 94 percent report increased safety in their living conditions; 100 percent report improved ability to remain at home; and 94 percent report increased awareness of and ability to access resources to support independent living.

Replicability:
The MODAPS model can be adapted by other states; several have already consulted with Missouri to establish similar programs. In Missouri, project planning to launch took less than five months, thanks to strong AAA and APS staff collaboration.

SOCIAL ENGAGEMENT

Give 5 Civic Matchmaking Program

Missouri Association of Area Agencies on Aging

The Give 5 Civic Matchmaking Program pairs retirees with meaningful volunteer and civic engagement opportunities by taking them behind the scenes in the community. The three to five-day interactive program increases empathy, trust and feelings of community ownership. The Missouri Association of Area Agencies on Aging (ma4) coordinated efforts to deploy seven Give 5 programs across a statewide network of six host AAAs.

Budget:

Give 5 was funded by the state of Missouri via grants administered by ma4. Each host site received \$42,500 for program development in year one and an additional \$23,000 for program licenses, implementation services, training and research analysis. In year two (FY 2024), the state increased funding to \$88,345 each, covering operational costs and marketing. A separate grant covered license renewal (\$3,750 each).

Accomplishments:

Give 5 has demonstrated a significant return on investment. Researchers found that the value of volunteerism from the first five classes exceeded \$300,000 in one year. If other Missouri locations achieve similar success with their first five classes, the volunteerism value in just one year would be \$3.6 million.

Replicability:

Give 5 has been replicated in 13 communities across the United States. Current Give 5 host sites provide a built-in support network. A consulting team offers templates, marketing materials and training.

CONTACT:

Julie Peetz
Executive Director

Missouri Association of Area
Agencies on Aging
2027 Christy Dr.
Jefferson City, MO 65101
314.620.4585
jpeetz@ma4web.org

FY 2022-2025 Labor/HHS Appropriations

As of July 9, 2024 (Dollars in thousands)

Increases over prior year final funding are noted in **BOLD**. Decreases are noted in *italics*.



Older Americans Act and Other Key Aging Programs	FY 2022 Enacted Mar. 2022	FY 2023 Enacted Dec. 2022	FY 2024 President's Budget 3/23	FY 2024 Senate Comm. 7.27.23	FY 2024 House Comm. 11.2.23	FY 2024 Enacted 3.23.24	FY 2025 President's Budget 3.11.24	FY 2025 House Comm. 7.9.24	
Title III									
B: Supportive Services & Centers	398,574	410,000	500,000	410,000	410,000	410,000	410,000	415,000	1.2%
C1: Congregate Meals	515,342	540,342	762,050	565,342	540,342	565,342	621,692	543,342	*
C2: Home-Delivered Meals	291,342	366,342	410,335	381,342	366,342	381,342	447,692	366,342	*
Nutrition Services Incentive Program	160,069	160,069	<i>112,000</i>	<i>112,000</i>	<u>160,069</u>	<i>112,000</i>	80,069	<u>132,000</u>	
D: Preventive Health	24,848	26,339	26,399	26,339	26,339	26,339	26,339	26,339	—
E: Family Caregivers Support	193,936	205,000	249,936	210,000	205,000	207,000	205,000	210,000	1.3%
Title V SCSEP (DOL)	405,000	405,000	405,000	405,000	0	405,000	405,000	0	∅
Title VI									
A: Grants to Indians	36,264	38,264	70,208	38,264	38,264	38,264	38,264	42,264	
C: Native American Caregivers	11,306	12,000	15,806	12,000	12,000	12,000	12,000	16,000	
Title VII									
Ombudsman/Elder Abuse	24,658	26,658	27,000	26,658	26,658	26,658	26,658	26,658	—
Elder Rights Support [+ APS]	18,874	33,874	73,000	33,874	<i>18,874</i>	33,874	18,874	18,874 [no APS]	—
Title II									
Aging Network Support Activities	18,461	30,461	40,000	30,461	30,461	30,461	40,461	21,796	
ADRCs	8,119	8,619	10,000	8,619	8,619	8,619	8,619	8,619	
Program Admin.	42,063	47,063	63,859	47,813	47,063	48,063	55,063	49,063	
RDE Center		5,000	5,000	5,000	5,000	5,000	5,000	5,000	
Other AoA/ACL Programs									
State Health Insurance Asst. Program	53,115	55,242	55,242	55,242	55,242	55,242	55,242	55,242	
Community Care Corps	4,000	5,500	5,500	5,500	5,500	TBD	5,500	0	
CDSMP	8,000	8,000	8,000	8,000	8,000	8,000	8,000	8,000	
Alzheimer's Disease Program Initiative	29,500		31,500	33,500	31,500	31,500	31,500	31,500	
Elder Falls Prevention	5,000	7,500	10,000	12,500	7,500	7,500	7,500	7,500	
Lifespan Respite Care	8,110	10,000	14,220	11,500	10,000	10,000	10,000	10,000	
Senior Medicare Patrol			35,000	35,000	35,000	35,000	35,000	35,000	
Other HHS									
Social Services Block Grant	1,700,000	1,700,000	1,700,000	1,700,000	1,700,000	1,700,000	1,700,000	1,700,000	
Community Services Block Grant	755,000	804,383	770,000	<i>765,000</i>	770,000	804,383	770,000	<i>780,000</i>	
LIHEAP: Low-Income Home Energy Assist.	3,800,304	4,000,000	4,100,000	4,075,000	4,111,000	4,025,000	4,111,000	4,040,000	
CNCS: AmeriCorps Seniors	230,768	236,917	262,000	236,917	161,917	TBD	235,000	<i>Likely level funded</i>	



Leaders in Aging Well at Home

[Contact](#) | [Donate](#)

[Account](#)


[Logout](#)

[Search](#)



[HOME](#) / [ADVOCACY](#) / [LEGISLATIVE UPDATES](#) / [JULY 15, 2024 LEGISLATIVE UPDATE](#)

July 15, 2024 Legislative Update



House Releases FY 2025 Labor-HHS Spending Levels! Mixed Bag for Aging Programs

July 15, 2024

On July 9, the House Appropriations Labor, Health and Human Services, Education, and Related Agencies (Labor-HHS) Subcommittee released the FY 2025 appropriations report on the bill they marked up on June 27. This report contains the funding numbers for all Older Americans Act (OAA) programs, and the results are mixed.

As USAging reported in **our July 1 Advocacy Alert**, the House bill proposes a 6.4 percent overall cut for the Department of Health and Human Services (HHS) and a \$21 million cut (less than 1 percent) to the Administration for Community Living (ACL). Until last week, it was unclear which OAA programs would be affected and to what degree. **However, we are pleased to report that all USAging's top OAA priorities received increases (Title III B, Title III E and Title VI)!**

However, despite increases to critical programs, **the House also made significant (or complete) cuts to Title III C1 and C2 nutrition programs, Title V, the Senior Community Service Employment Program (SCSEP), and Adult Protective Services**, all painful news for the Aging Network.

The House report also proposed a White House Conference on Aging and encouraged ACL to incorporate the following topics in the conference: falls, evidence-based prevention strategies, the cost effectiveness of policies such as home modification coverage, payments for physicians to conduct comprehensive fall risk assessments, and community-based fall prevention programs.

It is important to remember these are **not** the final FY 2025 funding levels but simply proposed levels from the House. The Senate Appropriations Committee has yet to release or advance its counterpart bill, **which means we have an advocacy window this month to still influence the outcome!** The USAging policy team will provide you with more details soon, but if you're ready to write to your Senators today, our **OAA Appropriations Campaign page** has all you need to take action.

House Proposed FY 2025 Funding Details

USAging Top Priorities: Wins for the Aging Network!

- \$415 million for **OAA Title III B Home & Community-Based Supportive Services, an increase of \$5 million!** This is \$5 million more than the President's FY 2025 budget request and the FY 2024 enacted level. This is a very modest increase to be sure (1.2 percent), but Title III B is often overlooked for increases, so we're pleased by any gain for this critical subtitle.

1.2% ↑

- \$210 million for **OAA Title III E National Family Caregiver Support Program, an increase of \$3 million!** This is \$5 million more than the President's budget request. However, it is unclear if the additional \$5 million is formula funding that will go out to the Aging Network or is set aside for a special initiative such as RAISE implementation.
- \$58.3 million combined for **OAA Title VI Native American Nutrition, Supportive and Caregiver Services, an overall increase of \$8 million** (a \$4 million increase each for A/B and C). These are increases above the President's FY 2025 budget request, which level funded the programs, and while modest in dollar amounts, are significant in terms of percentage (10.5 percent for nutrition and supportive services and 33 percent for caregivers, respectively).

Additional Gains?

- \$132 million for **OAA Nutrition Services Incentive Program (NSIP), an increase of \$20 million!** As USAging members know, the final FY 2024 funding level for NSIP was 30 percent less than the previous year. Should this recommendation by the House become final, it would restore \$20 million of the \$48 million that was lost in FY 2024. While this partial funding restoration is a win for the Aging Network, there is a caveat. In their report, the House also proposed to move the NSIP authorizing agency from ACL to the U.S. Department of Agriculture (USDA). This is not something new to the Aging Network; in 2006, USDA administered the program, and it was commonly known as "cash in lieu of commodities" or the "Nutrition Program for the Elderly." The name was changed in the 2006 amendments to the OAA when the authorization and funding was transferred from USDA to ACL. It's unclear why House appropriators chose this course, and USAging's policy team would love to hear from our members on your reactions to this proposal. Email us at policy@usaging.org if you have thoughts.

Dangerous Cuts

- \$543.3 million for **OAA Title III C1 Congregate Meals, a decrease of \$22 million**, and \$366.3 million for **C2 Home-Delivered Meals, a decrease of \$15 million.** These decreases are a step back, bringing us close to the FY 2023 funding level. These are **significant** cuts to critical OAA nutrition programs and pose a threat to the Aging Network and its ability to provide much-needed nutrition services to older adults across the country. **It is not too late to change the outcome of this funding, but we need to act quickly and advocate against these cuts!**
- The Committee provides no funding for the OAA's Title V **Senior Community Service Employment Program (SCSEP)**. The Committee's elimination of funding was based on an evaluation that found SCSEP led to unsubsidized employment for less than half of program participants available for employment, with worse outcomes for participants with a disability, older adults and participants with lower levels of education.

- The Committee did not provide any funding for **Adult Protective Services (APS)**.
- The Committee especially noted it is not providing funding for the Community Care Corps (in which USAging is a partner), the Direct Care Workforce Demonstration or the Older Adult Equity Collaborative.

Level-Funded Programs

- \$26.3 million for **OAA Title III D Evidence-Based Health Promotion and Disease Prevention**.
- \$26.7 million for **OAA Title VII Long-Term Care Ombudsman Program**.
- \$8.6 million for **Aging and Disability Resource Centers**.
- \$55.2 million for **State Health Insurance Assistance Programs (SHIPs)**.

Read **USAging's full appropriations chart**.

Next Steps

The Senate goes next, with its own Labor-HHS bill to move later this month, but we expect that Democrats will stick with the overall 1-percent increase over FY 2024 that is dictated by the 2023–2024 bipartisan budget agreements. Advocacy is now truly more important than ever to ensure OAA programs maintain any increases proposed by the House, yet spare Title III C and Title V from any cuts.

Stand by for more direction on how you can get involved! Can't wait for our next *Advocacy Alert*? Check out **USAging's FY 2025 appropriations campaign page** for additional advocacy resources.

This *Legislative Update* is an USAging membership benefit. For more information about these and other federal aging policy issues, please contact USAging's policy team: Amy Gotwals, Olivia Umoren and Seth Ickes at policy@usaging.org, 202.872.0888.

Advocacy Alerts

Legislative Updates

Current Issues and Resources

Policy Priorities

Aging Policy Briefing

Upcoming Center Fundraisers



-
- **Stockton Summer Raffle Drawing:** July 31. Buy your tickets at the center now!
 - **Windsor & Clinton, Penny War:** August 1 – 31
 - **Wheatland, The Remnants of Rock Concert & Dinner:** August 10, 5 p.m.
 - **Sedalia, Tenderloin Dinner:** August 11, 11 a.m.
 - **Lexington, Fried Chicken Dinner:** August 12, 4 p.m.
 - **Warsaw, Bingo Night:** August 12, 5 p.m.
 - **Butler, Dirty Bingo:** August 13, 6:30 p.m.
 - **Wheatland, Movie Matinee:** August 15, 3 p.m.
 - **Concordia, Tenderloin Dinner:** August 18, 11 a.m.
 - **Warsaw, Ice Cream Social & Bingo:** August 18, 2 p.m.
 - **Stockton, BBQ Chicken Dinner:** August 18
 - **Higginsville Baked Potato Lunch:** August 23, 11 a.m.
 - **Clinton, Spaghetti Dinner:** August 24, 5 p.m.
 - **Wheatland, Dirty Bingo & Baked Potato:** August 28, 5 p.m.